

RESOLUTION NUMBER 2009-121

WHEREAS, pursuant to section 125.01(5), Florida Statutes, the Board of County Commissioners (BOARD) created and established, as a public body corporate and politic, a district known as the "Hernando County Water and Sewer District (DISTRICT)"; and

WHEREAS, the BOARD is the ex officio governing board of the DISTRICT and oversees the provision of water and wastewater service to the customers of the DISTRICT and is empowered to establish fees and charges for its water and wastewater systems; and

WHEREAS, the BOARD has established the DISTRICT as a separate enterprise fund and desires that revenue be sufficient to offset its operation, maintenance and capital expenses.

NOW, THEREFORE, BE IT RESOLVED BY THE HERNANDO COUNTY BOARD OF COUNTY COMMISSIONERS AS FOLLOWS:

The Hernando County Board of County Commissioners does hereby adopt the following schedule of service fees for its water and wastewater systems for all customers of the Water and Sewer District:

SECTION 1 DEPOSITS - Unless waived, as provided for in County Code, utility deposits for water and wastewater service shall be as follows:

A. Residential (per meter):

- Water or Wastewater Homeowner - \$100
- Water and Wastewater Homeowner - \$200

B. Non-residential/Commercial: Including but not limited to multiple habitans under a master meter; lease based occupants, apartment, single family homes used as a rental unit, service stations; movie theaters; drugstores; cafeterias and restaurants; industrial users; and any other commercial/non-residential users shall pay a deposit of:

<u>Meter size</u>	<u>Water only</u>	<u>Water and Sewer</u>
5/8 or 3/4 inch	\$125.00	\$225.00
1 inch	\$150.00	\$225.00
1 1/2 inch	\$175.00	\$325.00
2 inch	\$200.00	\$400.00
3 inch	\$300.00	\$600.00

<u>Meter size</u>	<u>Water only</u>	<u>Water and Sewer</u>
4 inch	\$400.00	\$800.00
6 inch	\$ 600.00	\$1000.00
8 inch	\$800.00	\$1200.00
10 inch	\$1000.00	\$1500.00
12 inch	\$1200.00	\$1800.00

D. Failure to pay: Failure to pay usage charges may result in a deposit increase to three times the average monthly usage charge.

SECTION 2 Tap-In CHARGES - Water:

A. Water Tap-In Fee: Charges for hooking up to the District's water system shall be sufficient to cover the operations costs of labor, travel and/or materials, including, but not limited to the costs of the original, or future replacement meter, meter boxes, corporation stop, valves, and appurtenances and the long-term maintenance or replacement thereof, but with a minimum charge of the following:

<u>WATER METER SIZE</u>	<u>MINIMUM CHARGE</u>
5/8 X 3/4 Direct Read Drop In (Meter Only)	\$250
Radio Read Drop In (Meter Only)	\$250
5/8 X 3/4 Direct Read Short/Long Tap Average 4 Connections	\$350
1-Inch Direct Read Short/Long Tap Average	\$750
1 1/2-Inch Direct Read Short/Long Tap Average	\$1,170
2-Inch Direct Read Short/Long Tap Average	\$1,400
3 Inch __Compound Water Meter	NO CHARGE
4 Inch __Compound Water Meter	NO CHARGE
6 Inch __Compound Water Meter	NO CHARGE
8 Inch __Compound Water Meter	NO CHARGE

Additional fees may be charged where roads will be crossed, and/or where lines will be extended.

SECTION 3. SERVICE FEE - The Utilities Department charges a service fee for customer services, including, but not limited to: account transfers and/or account reinstatements; scheduling service disconnection for delinquent payment whether service is disconnected or not prior to payment of delinquent charges; making additional service trips to a location due to customer error; and service

trips by Department personnel to repair damage to District property caused by the customer or other unauthorized persons performing work for or otherwise acting in the customer's behalf. After 5 p.m. on workdays and on Saturdays, Sundays, and County holidays, the fee is doubled.

- (1) On Workdays - 8 a.m. to 5 p.m. \$ 35
- (2) After 5 p.m., week-ends, and holidays \$ 70
- (3) Disconnect/ Reconnect due to Delinquent, Non-Payment of Services \$30
- (4) Testing and/or inspection of Backflow \$70
- (5) Removal of Meter Or Pull Meter (Delinquent and unauthorized use up to 1") \$70
- (6) Inspection of Services (location, leaks, testing) \$70
- (7) Return Trip to Re-Read Meter due to Obstruction, customer negligence or at customer request \$35 (No charge if incorrectly read or testing meter for leaks.)
- (8) Returned Mail (Not properly updating account) 5.00 per piece returned. (not including final statements.)
- (9.) Septage Dumping Delinquent and account Reinstatement \$150.00
- (10.) Broken Meter, Cap, Lock or any other damage to the Meter \$65.00
- (11.) Installation of Lockbox on meter (Per Customer Request) \$30.00
- (12.) Meter Certification Bench Test (Unless completed as part of leak investigation) \$15.00
- (13.) Special Assessment Lien filing fee \$55.00
- (14.) Release of Lien fee \$45.00

SECTION 4. TEMPORARY DISCONNECT FEE - The Utilities Department charges a service fee of \$15 for turning off and/or locking off water service at a customer's request. This includes locking off water service for customers who will be absent from the home for a period of time, or for customers who request service turned off to repair their water system. After 5 p.m. on workdays and on Saturdays, Sundays, and County holidays, the fee is doubled.

- (1) For customers locking off water for an extended absence the fee of \$15 is charged to the account at the time the customer requests that service be turned back on.
- (2) For customers requesting a turn-off for repair work:
 - If the request to turn-off and restore service occurs within the same workday, Monday through Friday excluding holidays, the department will provide this service at no charge.
 - If the service remains off more than one day and a department employee is required to return on a different day to restore service, the \$15.00 service charge is applicable.

SECTION 5. LATE FEE - If a monthly bill remains unpaid on the date of the next monthly billing, a penalty of 5% (late charge) of the late bill will be added to the bill

and the customer's water and/or sewer service will be subject to disconnect.

SECTION 6. RATES - The following schedule of monthly base rates and usage charges shall apply to commercial and residential water and wastewater services rendered by the District. A minimum monthly charge for water and/or sewer service is made and due from all customers - regardless of usage. Monthly rates are as follows:

A. WATER RATE STRUCTURE:

RESIDENTIAL CLASS: Usage Rate (Gallons): per 1,000 gallons of metered water consumption.

October - September

5/8" Meter					
Tier (gpm)	FY 2010	FY 2011	FY 2012	FY 2013	FY 2014
0- 5,000	\$0.95	\$0.98	\$1.02	\$1.06	\$1.11
5,001-10,000	\$1.12	\$1.15	\$1.20	\$1.25	\$1.31
10,001- 20,000	\$1.68	\$1.73	\$1.80	\$1.87	\$1.96
20,001- 30,000	\$2.24	\$2.31	\$2.40	\$2.50	\$2.63
30,001- 50,000	\$3.36	\$3.46	\$3.60	\$3.74	\$3.93
50,001- 75,000	\$5.60	\$5.77	\$6.00	\$6.24	\$6.55
over 75,000	\$11.20	\$11.54	\$12.00	\$12.48	\$13.10
BASE CHARGE	\$ 5.00	\$5.15	\$5.40	\$5.65	\$5.95

COMMERCIAL CLASS: Usage Rate (Gallons): per 1,000 gallons of metered water consumption.

October - September

5/8" Meter					
Tier (gpm)	FY 2010	FY 2011	FY 2012	FY 2013	FY 2014
0- 10,000	\$1.12	\$1.15	\$1.20	\$1.25	\$1.31
10,001- 20,000	\$1.68	\$1.73	\$1.80	\$1.87	\$1.96
20,001- 30,000	\$2.24	\$2.31	\$2.40	\$2.50	\$2.63
30,001- 50,000	\$3.36	\$3.46	\$3.60	\$3.74	\$3.93
50,001- 75,000	\$5.60	\$5.77	\$6.00	\$6.24	\$6.55
over 75,000	\$11.20	\$11.54	\$12.00	\$12.48	\$13.10
BASE CHARGE	\$ 5.00	\$5.15	\$5.40	\$5.65	\$5.95

3/4" Meter					
Tier (gpm)	FY 2010	FY 2011	FY 2012	FY 2013	FY 2014
0- 15,000	\$1.12	\$1.15	\$1.20	\$1.25	\$1.31
15,001- 30,000	\$1.68	\$1.73	\$1.80	\$1.87	\$1.96
30,001- 45,000	\$2.24	\$2.31	\$2.40	\$2.50	\$2.63
45,001- 75,000	\$3.36	\$3.46	\$3.60	\$3.74	\$3.93
75,001- 112,500	\$5.60	\$5.77	\$6.00	\$6.24	\$6.61
over 112,500	\$11.20	\$11.54	\$12.00	\$12.48	\$13.10
BASE CHARGE	\$ 7.50	\$7.73	\$8.10	\$8.48	\$8.93

COMMERCIAL Cont'.

1.0" Meter

Tier (gpm)	FY 2010	FY 2011	FY 2012	FY 2013	FY 2014
0- 25,000	\$1.12	\$1.15	\$1.20	\$1.25	\$1.31
25,001- 50,000	\$1.68	\$1.73	\$1.80	\$1.87	\$1.96
50,001- 75,000	\$2.24	\$2.31	\$2.40	\$2.50	\$2.63
75,001- 125,000	\$3.36	\$3.46	\$3.60	\$3.74	\$3.93
125,001- 187,500	\$5.60	\$5.77	\$6.00	\$6.24	\$6.55
over 187,500	\$11.20	\$11.54	\$12.00	\$12.48	\$13.10
BASE CHARGE	\$ 12.50	\$12.88	\$13.50	\$14.13	\$14.88

1.5" Meter

Tier (gpm)	FY 2010	FY 2011	FY 2012	FY 2013	FY 2014
0- 50,000	\$1.12	\$1.15	\$1.20	\$1.25	\$1.31
50,001- 100,000	\$1.68	\$1.73	\$1.80	\$1.87	\$1.96
100,001- 150,000	\$2.24	\$2.31	\$2.40	\$2.50	\$2.63
150,001- 250,000	\$3.36	\$3.46	\$3.60	\$3.74	\$3.93
250,001- 375,000	\$5.60	\$5.77	\$6.00	\$6.24	\$6.55
over 375,000	\$11.20	\$11.54	\$12.00	\$12.48	\$13.10
BASE CHARGE	\$ 25.00	\$25.75	\$27.00	\$28.25	\$29.75

2.0" Meter

Tier (gpm)	FY 2010	FY 2011	FY 2012	FY 2013	FY 2014
0- 80,000	\$1.12	\$1.15	\$1.20	\$1.25	\$1.31
80,001- 160,000	\$1.68	\$1.73	\$1.80	\$1.87	\$1.96
160,001- 240,000	\$2.24	\$2.31	\$2.40	\$2.50	\$2.63
240,001- 400,000	\$3.36	\$3.46	\$3.60	\$3.74	\$3.93
400,001- 600,000	\$5.60	\$5.77	\$6.00	\$6.24	\$6.55
over 600,000	\$11.20	\$11.54	\$12.00	\$12.48	\$13.10
BASE CHARGE	\$ 40.00	\$41.20	\$43.20	\$45.20	\$47.60

3.0" Meter

Tier (gpm)	FY 2010	FY 2011	FY 2012	FY 2013	FY 2014
0- 160,000	\$1.12	\$1.15	\$1.20	\$1.25	\$1.31
160,001- 320,000	\$1.68	\$1.73	\$1.80	\$1.87	\$1.96
320,001- 480,000	\$2.24	\$2.31	\$2.40	\$2.50	\$2.63
480,001- 800,000	\$3.36	\$3.46	\$3.60	\$3.74	\$3.93
800,001- 1,200,000	\$5.60	\$5.77	\$6.00	\$6.24	\$6.55
over 1,200,000	\$11.20	\$11.54	\$12.00	\$12.48	\$13.10
BASE CHARGE	\$ 80.00	\$82.40	\$86.40	\$90.40	\$95.20

COMMERCIAL Cont.

4.0" Meter

Tier (gpm)	FY 2010	FY 2011	FY 2012	FY 2013	FY 2014
0- 250,000	\$1.12	\$1.15	\$1.20	\$1.25	\$1.31
250,001- 500,000	\$1.68	\$1.73	\$1.80	\$1.87	\$1.96
500,001- 750,000	\$2.24	\$2.31	\$2.40	\$2.50	\$2.63
750,001- 1,250,000	\$3.36	\$3.46	\$3.60	\$3.74	\$3.93
1,250,001- 1,875,000	\$5.60	\$5.77	\$6.00	\$6.24	\$6.55
over 1,875,000	\$11.20	\$11.54	\$12.00	\$12.48	\$13.10
BASE CHARGE	\$ 125.00	\$128.75	\$135.00	\$141.25	\$148.75

6.0" Meter

Tier (gpm)	FY 2010	FY 2011	FY 2012	FY 2013	FY 2014
0- 500,000	\$1.12	\$1.15	\$1.20	\$1.25	\$1.31
500,001- 1,000,000	\$1.68	\$1.73	\$1.80	\$1.87	\$1.96
1,000,001- 1,500,000	\$2.24	\$2.31	\$2.40	\$2.50	\$2.63
1,500,001- 2,500,000	\$3.36	\$3.46	\$3.60	\$3.74	\$3.93
2,500,001- 3,750,000	\$5.60	\$5.77	\$6.00	\$6.24	\$6.55
over 3,750,000	\$11.20	\$11.54	\$12.00	\$12.48	\$13.10
BASE CHARGE	\$ 250.00	\$257.50	\$270.00	\$282.50	\$297.50

8.0" Meter

Tier (gpm)	FY 2010	FY 2011	FY 2012	FY 2013	FY 2014
0- 800,000	\$1.12	\$1.15	\$1.20	\$1.25	\$1.31
800,001- 1,600,000	\$1.68	\$1.73	\$1.80	\$1.87	\$1.96
1,600,001- 2,400,000	\$2.24	\$2.31	\$2.40	\$2.50	\$2.63
2,400,001- 4,000,000	\$3.36	\$3.46	\$3.60	\$3.74	\$3.93
4,000,001- 6,000,000	\$5.60	\$5.77	\$6.00	\$6.24	\$6.55
over 6,000,000	\$11.20	\$11.54	\$12.00	\$12.48	\$13.10
BASE CHARGE	\$ 400.00	\$412.00	\$432.00	\$452.00	\$476.00

10.0" Meter

Tier (gpm)	FY 2010	FY 2011	FY 2012	FY 2013	FY 2014
0- 1,150,000	\$1.12	\$1.15	\$1.20	\$1.25	\$1.31
1,150,001- 2,300,000	\$1.68	\$1.73	\$1.80	\$1.87	\$1.96
2,300,001- 3,450,000	\$2.24	\$2.31	\$2.40	\$2.50	\$2.63
3,450,001- 5,750,000	\$3.36	\$3.46	\$3.60	\$3.74	\$3.93
5,750,001- 8,625,000	\$5.60	\$5.77	\$6.00	\$6.24	\$6.55
over 8,625,000	\$11.20	\$11.54	\$12.00	\$12.48	\$13.10
BASE CHARGE	\$575.00	\$592.25	\$621.00	\$649.75	\$684.25

12.0" Meter

Tier (gpm)	FY 2010	FY 2011	FY 2012	FY 2013	FY 2014
0- 2,150,000	\$1.12	\$1.15	\$1.20	\$1.25	\$1.31
2,150,001- 4,300,000	\$1.68	\$1.73	\$1.80	\$1.87	\$1.96
4,300,001- 6,450,000	\$2.24	\$2.31	\$2.40	\$2.50	\$2.63
6,450,001- 10,750,000	\$3.36	\$3.46	\$3.60	\$3.74	\$3.93
10,750,001- 16,125,000	\$5.60	\$5.77	\$6.00	\$6.24	\$6.55
over 16,125,000	\$11.20	\$11.54	\$12.00	\$12.48	\$13.10
BASE CHARGE	\$1,075.00	\$1,107.25	\$1,161.00	\$1,214.75	\$1,279.25

- [1] For purposes of billing, the customers meter size is used in conjunction with the AWWA meter factor to calculate the minimum monthly billing charge.
- [2] Consumption blocks to be applied on a per the meter size/AWWA meter factor.

B. WASTEWATER RATE STRUCTURE:

RESIDENTIAL CLASS: 6,000 Monthly Gallon Cap

Usage Rate (Gallons): per 1,000 gallons of metered water consumption.

Tier (gpm)	FY 2010	FY 2011	FY 2012	FY 2013	FY 2014
0- 6,000	\$2.66	\$2.79	\$2.96	\$3.20	\$3.52
over 6,000	n/c	n/c	n/c	n/c	n/c
BASE CHARGE	\$ 12.33	\$12.95	\$13.75	\$14.85	\$16.35

COMMERCIAL CLASS: No cap on consumption.

Usage Rate (Gallons): per 1,000 gallons of metered water consumption.

5/8" Meter	FY 2010	FY 2011	FY 2012	FY 2013	FY 2014
All consumption	\$2.66	\$2.79	\$2.96	\$3.20	\$3.52
BASE CHARGE	\$ 12.33	\$12.75	\$13.75	\$14.85	\$16.35
3/4" Meter	FY 2010	FY 2011	FY 2112	FY 2113	FY 2114
All consumption	\$2.66	\$2.79	\$2.96	\$3.20	\$3.52
BASE CHARGE	\$ 18.50	\$19.43	\$20.63	\$22.28	\$24.53
1.0" Meter	FY 2010	FY 2011	FY 2012	FY 2013	FY 2014
All consumption	\$2.66	\$2.79	\$2.96	\$3.20	\$3.52
BASE CHARGE	\$30.83	\$32.38	\$34.38	\$37.13	\$40.88
1.5" Meter	FY 2010	FY 2011	FY 2012	FY 2013	FY 2014
All consumption	\$2.66	\$2.79	\$2.96	\$3.20	\$3.52
BASE CHARGE	\$61.50	\$64.75	\$68.75	\$74.25	\$81.75
2.0" Meter	FY 2010	FY 2011	FY 2012	FY 2013	FY 2014
All consumption	\$2.66	\$2.79	\$2.96	\$3.20	\$3.52
BASE CHARGE	\$98.64	\$103.60	\$110.00	\$118.80	\$130.80
3.0" Meter	FY 2010	FY 2011	FY 2012	FY 2013	FY 2014
All consumption	\$2.66	\$2.79	\$2.96	\$3.20	\$3.52
BASE CHARGE	\$197.28	\$207.20	\$220.00	\$237.60	\$261.60
4.0" Meter	FY 2010	FY 2011	FY 2012	FY 2013	FY 2014
All consumption	\$2.66	\$2.79	\$2.96	\$3.20	\$3.52

WASTEWATER COMMERCIAL Cont'.

BASE CHARGE	\$308.25	\$323.75	\$343.75	\$371.25	\$408.75
6.0" Meter	FY 2010	FY 2011	FY 2012	FY 2013	FY 2014
All consumption	\$2.66	\$2.79	\$2.96	\$3.20	\$3.52
BASE CHARGE	\$616.50	\$647.50	\$687.50	\$742.50	\$817.50
8.0" Meter	FY 2010	FY 2011	FY 2012	FY 2013	FY 2014
All consumption	\$2.66	\$2.79	\$2.96	\$3.20	\$3.52
BASE CHARGE	\$986.40	\$1036.00	\$1100.00	\$1188.00	\$1308.00
10.0" Meter	FY 2010	FY 2011	FY 2012	FY 2013	FY 2014
All consumption	\$2.66	\$2.79	\$2.96	\$3.20	\$3.52
BASE CHARGE	\$1417.95	\$1489.25	\$1581.25	\$1707.75	\$1880.25
12.0" Meter	FY 2010	FY 2011	FY 2012	FY 2013	FY 2014
All consumption	\$2.90	\$3.19	\$3.45	\$3.73	\$4.03
BASE CHARGE	\$2650.95	\$2784.25	\$2956.25	\$3192.75	\$3515.25

[1] For purposes of billing, the customers meter size is used in conjunction with the AWWA meter factor to calculate the minimum monthly billing charge.

C. IRRIGATION RATE STRUCTURE:

RESIDENTIAL CLASS: RESIDENTIAL IRRIGATION METERS PROHIBITED - Due to a concern for conserving Florida's drinking water supply, current Ordinance prohibits residential water meters solely for irrigation purposes. Therefore, new residential water meters solely for irrigation purposes are now prohibited in all county service areas.

5/8" Meter					
Tier (gpm)	FY 2010	FY 2011	FY 2012	FY 2013	FY 2014
0 -10,000	\$1.12	\$1.15	\$1.20	\$1.25	\$1.31
10,001- 20,000	\$1.68	\$1.73	\$1.80	\$1.87	\$1.96
20,001- 30,000	\$2.24	\$2.31	\$2.40	\$2.50	\$2.63
30,001- 50,000	\$3.36	\$3.46	\$3.60	\$3.74	\$3.93
50,001- 75,000	\$5.60	\$5.77	\$6.00	\$6.24	\$6.55
over 75,000	\$11.20	\$11.54	\$12.00	\$12.48	\$13.10
BASE CHARGE	\$ 5.00	\$5.15	\$5.40	\$5.65	\$5.95

COMMERCIAL IRRIGATION CLASS: Usage Rate (Gallons): per 1,000 gallons of metered water consumption.

5/8" Meter

Tier (gpm)	FY 2010	FY 2011	FY 2012	FY 2013	FY 2014
0- 10,000	\$1.12	\$1.15	\$1.20	\$1.25	\$1.31
10,001- 20,000	\$1.68	\$1.73	\$1.80	\$1.87	\$1.96
20,001- 30,000	\$2.24	\$2.31	\$2.40	\$2.50	\$2.63
30,001- 50,000	\$3.36	\$3.46	\$3.60	\$3.74	\$3.93
50,001- 75,000	\$5.60	\$5.77	\$6.00	\$6.24	\$6.55
over 75,000	\$11.20	\$11.54	\$12.00	\$12.48	\$13.10
BASE CHARGE	\$ 5.00	\$5.15	\$5.40	\$5.65	\$5.95

3/4" Meter

Tier (gpm)	FY 2010	FY 2011	FY 2012	FY 2013	FY 2014
0- 15,000	\$1.12	\$1.15	\$1.20	\$1.25	\$1.31
15,001- 30,000	\$1.68	\$1.73	\$1.80	\$1.87	\$1.96
30,001- 45,000	\$2.24	\$2.31	\$2.40	\$2.50	\$2.63
45,001- 75,000	\$3.36	\$3.46	\$3.60	\$3.74	\$3.93
75,001- 112,500	\$5.60	\$5.77	\$6.00	\$6.24	\$6.61
over 112,500	\$11.20	\$11.54	\$12.00	\$12.48	\$13.10
BASE CHARGE	\$ 7.50	\$7.73	\$8.10	\$8.48	\$8.93

1.0" Meter

Tier (gpm)	FY 2010	FY 2011	FY 2012	FY 2013	FY 2014
0- 25,000	\$1.12	\$1.15	\$1.20	\$1.25	\$1.31
25,001- 50,000	\$1.68	\$1.73	\$1.80	\$1.87	\$1.96
50,001- 75,000	\$2.24	\$2.31	\$2.40	\$2.50	\$2.63
75,001- 125,000	\$3.36	\$3.46	\$3.60	\$3.74	\$3.93
125,001- 187,500	\$5.60	\$5.77	\$6.00	\$6.24	\$6.55
over 187,500	\$11.20	\$11.54	\$12.00	\$12.48	\$13.10
BASE CHARGE	\$ 12.50	\$12.88	\$13.50	\$14.13	\$14.88

1.5" Meter

Tier (gpm)	FY 2010	FY 2011	FY 2012	FY 2013	FY 2014
0- 50,000	\$1.12	\$1.15	\$1.20	\$1.25	\$1.31
50,001- 100,000	\$1.68	\$1.73	\$1.80	\$1.87	\$1.96
100,001- 150,000	\$2.24	\$2.31	\$2.40	\$2.50	\$2.63
150,001- 250,000	\$3.36	\$3.46	\$3.60	\$3.74	\$3.93
250,001- 375,000	\$5.60	\$5.77	\$6.00	\$6.24	\$6.55
over 375,000	\$11.20	\$11.54	\$12.00	\$12.48	\$13.10
BASE CHARGE	\$ 25.00	\$25.75	\$27.00	\$28.25	\$29.75

COMMERCIAL IRRIGATION Cont'.

2.0" Meter

Tier (gpm)	FY 2010	FY 2011	FY 2012	FY 2013	FY 2014
0- 80,000	\$1.12	\$1.15	\$1.20	\$1.25	\$1.31
80,001- 160,000	\$1.68	\$1.73	\$1.80	\$1.87	\$1.96
160,001- 240,000	\$2.24	\$2.31	\$2.40	\$2.50	\$2.63
240,001- 400,000	\$3.36	\$3.46	\$3.60	\$3.74	\$3.93
400,001- 600,000	\$5.60	\$5.77	\$6.00	\$6.24	\$6.55
over 600,000	\$11.20	\$11.54	\$12.00	\$12.48	\$13.10
BASE CHARGE	\$ 40.00	\$41.20	\$43.20	\$45.20	\$47.60

3.0" Meter

Tier (gpm)	FY 2010	FY 2011	FY 2012	FY 2013	FY 2014
0- 160,000	\$1.12	\$1.15	\$1.20	\$1.25	\$1.31
160,001- 320,000	\$1.68	\$1.73	\$1.80	\$1.87	\$1.96
320,001- 480,000	\$2.24	\$2.31	\$2.40	\$2.50	\$2.63
480,001- 800,000	\$3.36	\$3.46	\$3.60	\$3.74	\$3.93
800,001- 1,200,000	\$5.60	\$5.77	\$6.00	\$6.24	\$6.55
over 1,200,000	\$11.20	\$11.54	\$12.00	\$12.48	\$13.10
BASE CHARGE	\$ 80.00	\$82.40	\$86.40	\$90.40	\$95.20

4.0" Meter

Tier (gpm)	FY 2010	FY 2011	FY 2012	FY 2013	FY 2014
0- 250,000	\$1.12	\$1.15	\$1.20	\$1.25	\$1.31
250,001- 500,000	\$1.68	\$1.73	\$1.80	\$1.87	\$1.96
500,001- 750,000	\$2.24	\$2.31	\$2.40	\$2.50	\$2.63
750,001- 1,250,000	\$3.36	\$3.46	\$3.60	\$3.74	\$3.93
1,250,001- 1,875,000	\$5.60	\$5.77	\$6.00	\$6.24	\$6.55
over 1,875,000	\$11.20	\$11.54	\$12.00	\$12.48	\$13.10
BASE CHARGE	\$ 125.00	\$128.75	\$135.00	\$141.25	\$148.75

6.0" Meter

Tier (gpm)	FY 2010	FY 2011	FY 2012	FY 2013	FY 2014
0- 500,000	\$1.12	\$1.15	\$1.20	\$1.25	\$1.31
500,001- 1,000,000	\$1.68	\$1.73	\$1.80	\$1.87	\$1.96
1,000,001- 1,500,000	\$2.24	\$2.31	\$2.40	\$2.50	\$2.63
1,500,001- 2,500,000	\$3.36	\$3.46	\$3.60	\$3.74	\$3.93
2,500,001- 3,750,000	\$5.60	\$5.77	\$6.00	\$6.24	\$6.55
over 3,750,000	\$11.20	\$11.54	\$12.00	\$12.48	\$13.10
BASE CHARGE	\$ 250.00	\$257.50	\$270.00	\$282.50	\$297.50

8.0" Meter

Tier (gpm)	FY 2010	FY 2011	FY 2012	FY 2013	FY 2014
0- 800,000	\$1.12	\$1.15	\$1.20	\$1.25	\$1.31
800,001- 1,600,000	\$1.68	\$1.73	\$1.80	\$1.87	\$1.96
1,600,001- 2,400,000	\$2.24	\$2.31	\$2.40	\$2.50	\$2.63
2,400,001- 4,000,000	\$3.36	\$3.46	\$3.60	\$3.74	\$3.93
4,000,001- 6,000,000	\$5.60	\$5.77	\$6.00	\$6.24	\$6.55
over 6,000,000	\$11.20	\$11.54	\$12.00	\$12.48	\$13.10
BASE CHARGE	\$ 400.00	\$412.00	\$432.00	\$452.00	\$476.00

COMMERCIAL IRRIGATION Cont'.

10.0" Meter

Tier (gpm)	FY 2010	FY 2011	FY 2012	FY 2013	FY 2014
0- 1,150,000	\$1.12	\$1.15	\$1.20	\$1.25	\$1.31
1,150,001- 2,300,000	\$1.68	\$1.73	\$1.80	\$1.87	\$1.96
2,300,001- 3,450,000	\$2.24	\$2.31	\$2.40	\$2.50	\$2.63
3,450,001- 5,750,000	\$3.36	\$3.46	\$3.60	\$3.74	\$3.93
5,750,001- 8,625,000	\$5.60	\$5.77	\$6.00	\$6.24	\$6.55
over 8,625,000	\$11.20	\$11.54	\$12.00	\$12.48	\$13.10
BASE CHARGE	\$575.00	\$592.25	\$621.00	\$649.75	\$684.25

12.0" Meter

Tier (gpm)	FY 2010	FY 2011	FY 2012	FY 2013	FY 2014
0- 2,150,000	\$1.12	\$1.15	\$1.20	\$1.25	\$1.31
2,150,001- 4,300,000	\$1.68	\$1.73	\$1.80	\$1.87	\$1.96
4,300,001- 6,450,000	\$2.24	\$2.31	\$2.40	\$2.50	\$2.63
6,450,001- 10,750,000	\$3.36	\$3.46	\$3.60	\$3.74	\$3.93
10,750,001- 16,125,000	\$5.60	\$5.77	\$6.00	\$6.24	\$6.55
over 16,125,000	\$11.20	\$11.54	\$12.00	\$12.48	\$13.10
BASE CHARGE	\$1,075.00	\$1,107.25	\$1,161.00	\$1,214.75	\$1,279.25

- [1] For purposes of billing, the customers meter size is used in conjunction with the AWWA meter factor to calculate the minimum monthly billing charge.
- [2] Consumption blocks to be applied on a per the meter size/AWWA meter factor.

TEMPORARY WATER SERVICE DEPOSIT: Deposits for temporary water service are the same as in Section 1. However, for one-time bulk water purchases, the deposit shall equal the total of the estimated bulk water purchase. Deposits for temporary hydrant meters shall be \$1,400.00 or the actual replacement cost of the hydrant meter assembly, whichever is greater. Deposits for temporary service accounts shall not be refunded until the customer's final bill. At such time, the deposit is applied against the account balance and/or damage/loss charges, and any deposit (credit) balance is refunded to the customer.

TEMPORARY WATER SERVICE CHARGE: A non-refundable service charge (cost of locating the water line, installation of temporary meter, and establishing the utility account) for temporary water service is \$50. The non-refundable service charge for a one-time bulk purchase is \$15.00.

TEMPORARY WATER SERVICE AND BULK PURCHASE RATE: The charge for temporary water service is based on a usage charge for total consumption plus a minimum monthly charge.

TEMPORARY WATER MONTHLY RATE (MINIMUM CHARGE):

BULK PURCHASE: \$2.00 PER 1000 or Base Charge of 6.00 per month which, ever is greater
BULK PURCHASE: \$30.00 (On-going account, monthly billing)
HYDRANT METER 2" METER OR LARGER \$48.00 PER MONTH and \$2.00 per 1000 gallons.

SECTION 7. WATER AND SEWER CONNECTION FEES Water and Sewer Connection Fees will be assessed based upon the American Water Works Association (AWWA) Equivalency Factors as shown in the Table below:

Meter Size	AWWA/ERU Meter factor	Connection Fee		
		Water	Sewer	Total
5/8	1	\$1,147.00	\$3,544.00	\$4,691.00
3/4	1.5	\$1,720.50	\$5,316.00	\$7,036.50
1	2.5	\$2,867.50	\$8,860.00	\$11,727.50
1 1/2	5	\$5,735.00	\$17,720.00	\$23,455.00
2	8	\$9,176.00	\$28,352.00	\$37,528.00
3	16	\$18,352.00	\$56,704.00	\$75,056.00
4	25	\$28,675.00	\$88,600.00	\$117,275.00
6	50	\$57,350.00	\$177,200.00	\$234,550.00
8	80	\$91,760.00	\$283,520.00	\$375,280.00
10	115	\$131,905.00	\$407,560.00	\$539,465.00

Upon selection of the appropriately sized water meter necessary to provide service desired by the customer, the connection fee for water and/or sewer service, as indicated above, will become due and payable. If in the future the customer desires to increase the meter size, additional connection fees will be due, allowing credit for that amount previously paid. There will be no refunds for meter downsizings.

SECTION 8. CONSUMER PRICE INDEX Rates will be adjusted annually in accordance with the Florida Public Service Commissioner Consumer Price Index (CPI) published each Spring, as approved by the Board at an advertised public hearing.

SECTION 9. WATER SHORTAGE EMERGENCY If the Southwest Florida Water Management District declares the existence of a water shortage applicable to Hernando county pursuant to its rulemaking authority, the Hernando County Water and Sewer District through its administrative officers may implement a 50% surcharge to the last four consumption blocks of its water user fees after thirty (30) days from the date of any such declaration, unless the governing board of the Water and Sewer District determines otherwise.

SECTION 10. RETURNED CHECK CHARGES OR REJECTED ELECTRONIC

PAYMENTS AND RETURNED CREDIT CARD PAYMENTS AS PER FLORIDA STATUTE.

SECTION 11. REPEALER Hernando County Resolution Number 2006-149 is hereby repealed in its entirety. Additionally, all resolutions and parts of resolutions in conflict herewith are also hereby repealed.


SECTION 12. EFFECTIVE DATE This Resolution shall take effect upon adoption with rates implemented on October 1, 2009.


RESOLVED BY THE GOVERNING BOARD OF THE HERNANDO COUNTY BOARD OF COUNTY COMMISSIONERS, this 9th day of June, 2009.

**BOARD OF COUNTY COMMISSIONERS
HERNANDO COUNTY, FLORIDA**

(SEAL)

Attest:


KAREN NICOLAI
Clerk




By:


DAVID RUSSELL
Chairperson

APPROVED AS TO FORM
AND LEGAL SUFFICIENCY

BY


County Attorney's Office