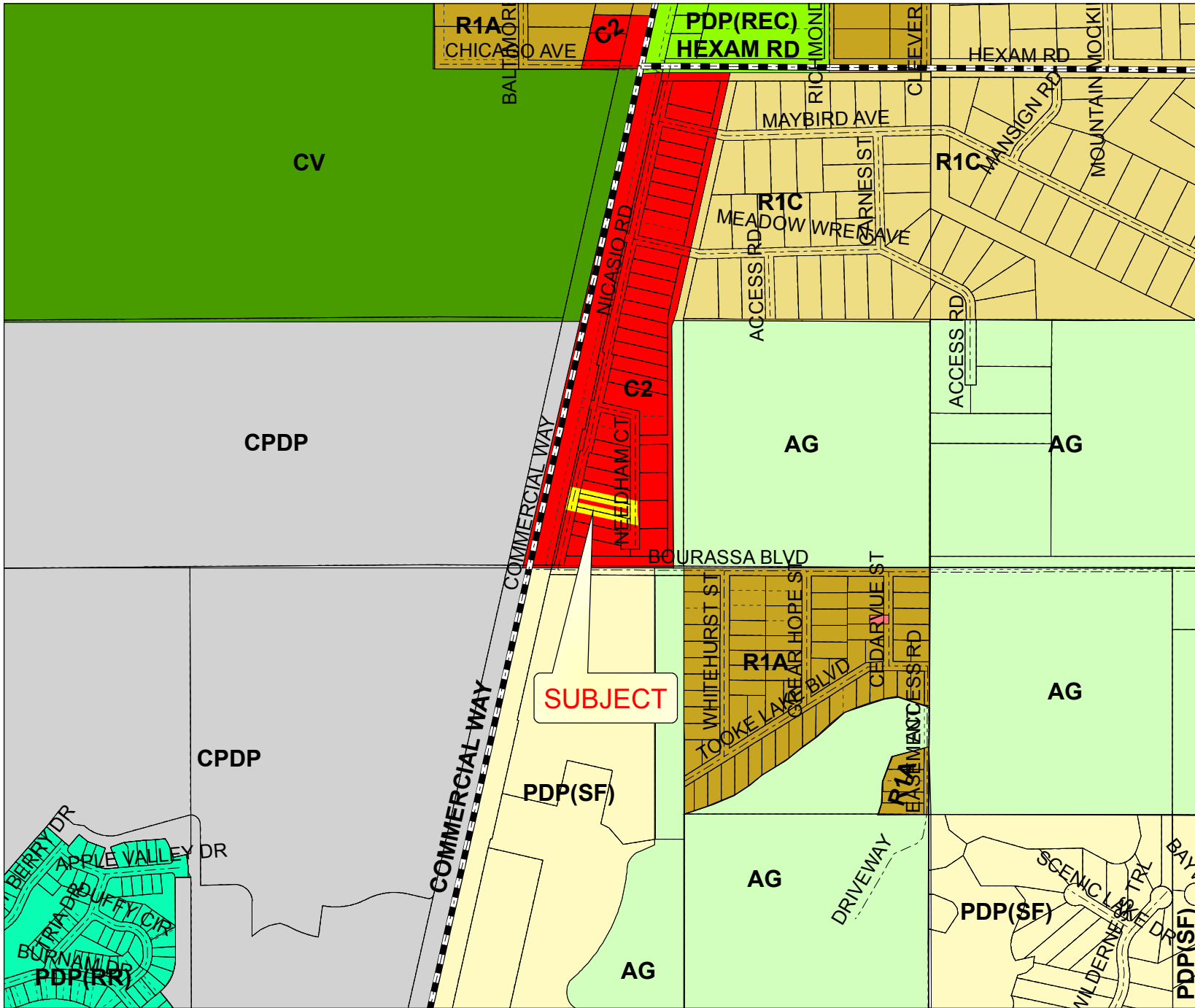


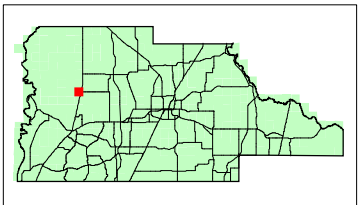

# SE-06-13



**Zoning:**

AC	PDP(HHC)
AG	PDP(HID)
AR	PDP(IND)
AR1	PDP(LI)
AR2	PDP(MF)
C1	PDP(MH)
C2	PDP(NC)
C3	PDP(OP)
C4	PDP(PSF)
CITY	PDP(REC)
CM1	PDP(RR)
CM2	PDP(RUR)
CPDP	PDP(SF)
CV	PDP(SU)
I1	R1A
M	R1B
OP	R1C
PDP(AF)	R1MH
PDP(CP)	R2
PDP(GC)	R2.5
PDP(GHC)	R3
PDP(HC)	RC
	RM

City "T" Annexation



project date: 11/2/06



e:\arcdata1\zoning\se0613.mxd