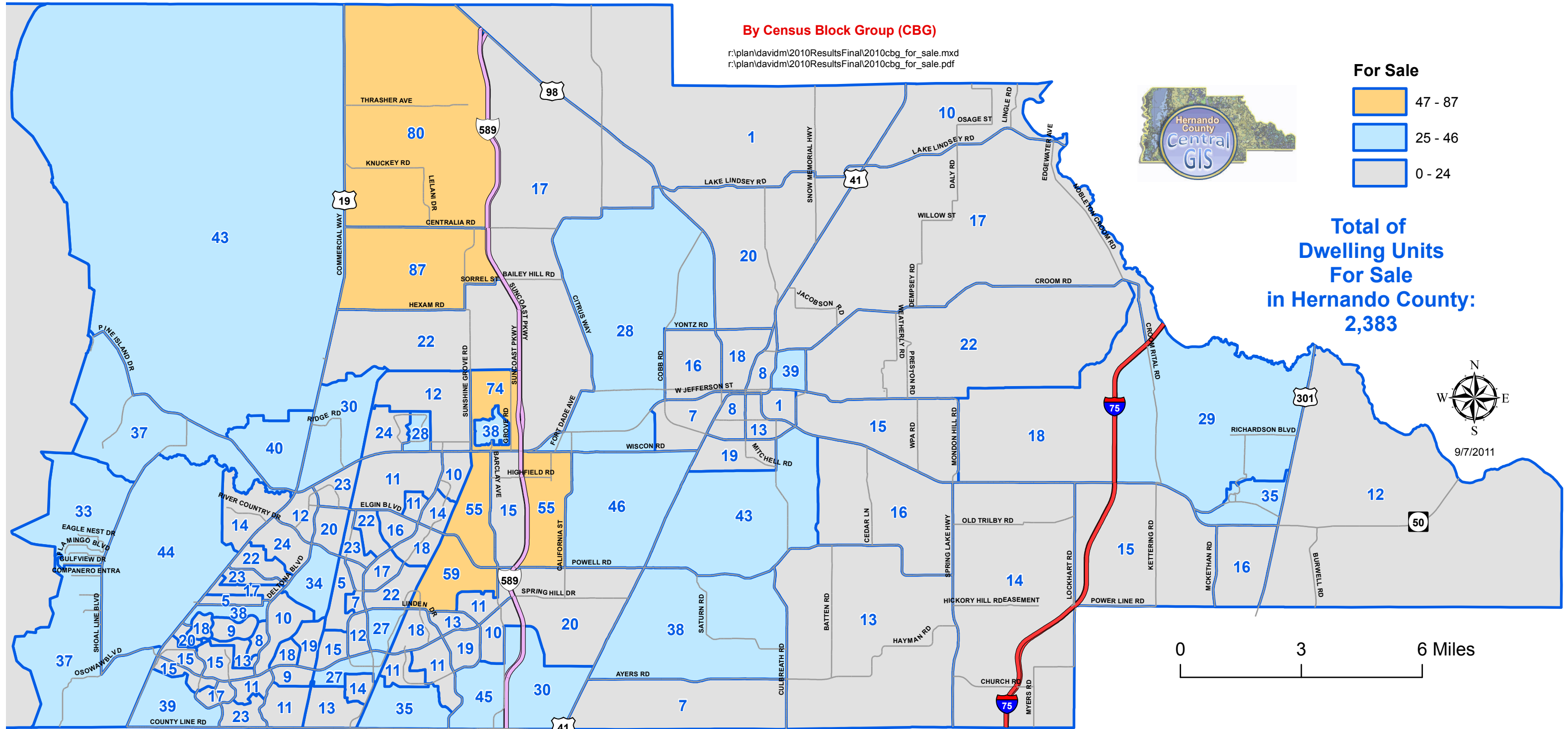
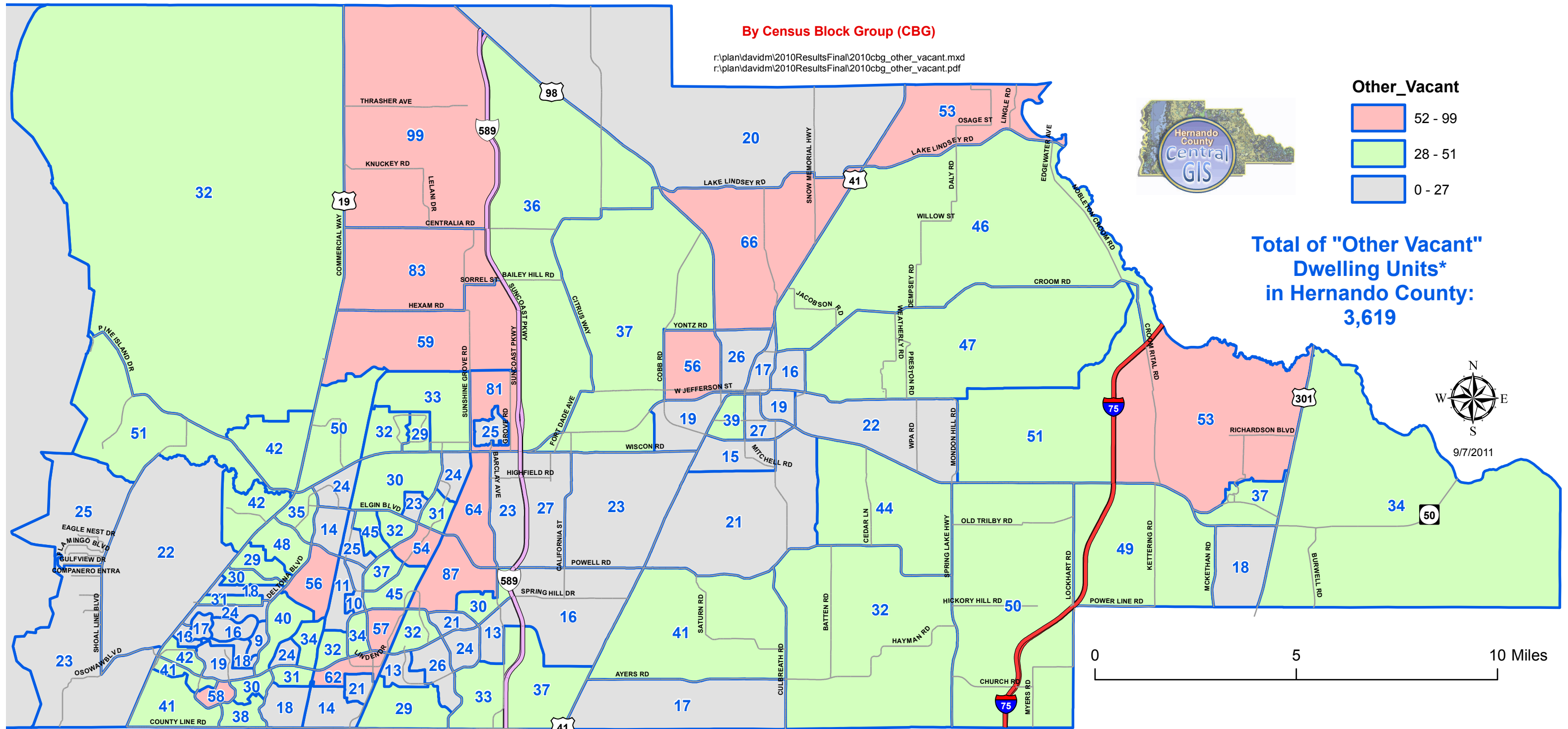


2010 Census: Dwelling Units (DU) For Sale in Hernando County, Florida



Source: US Census Bureau - 2010 Census Summary File 1 <http://factfinder2.census.gov/main.html>

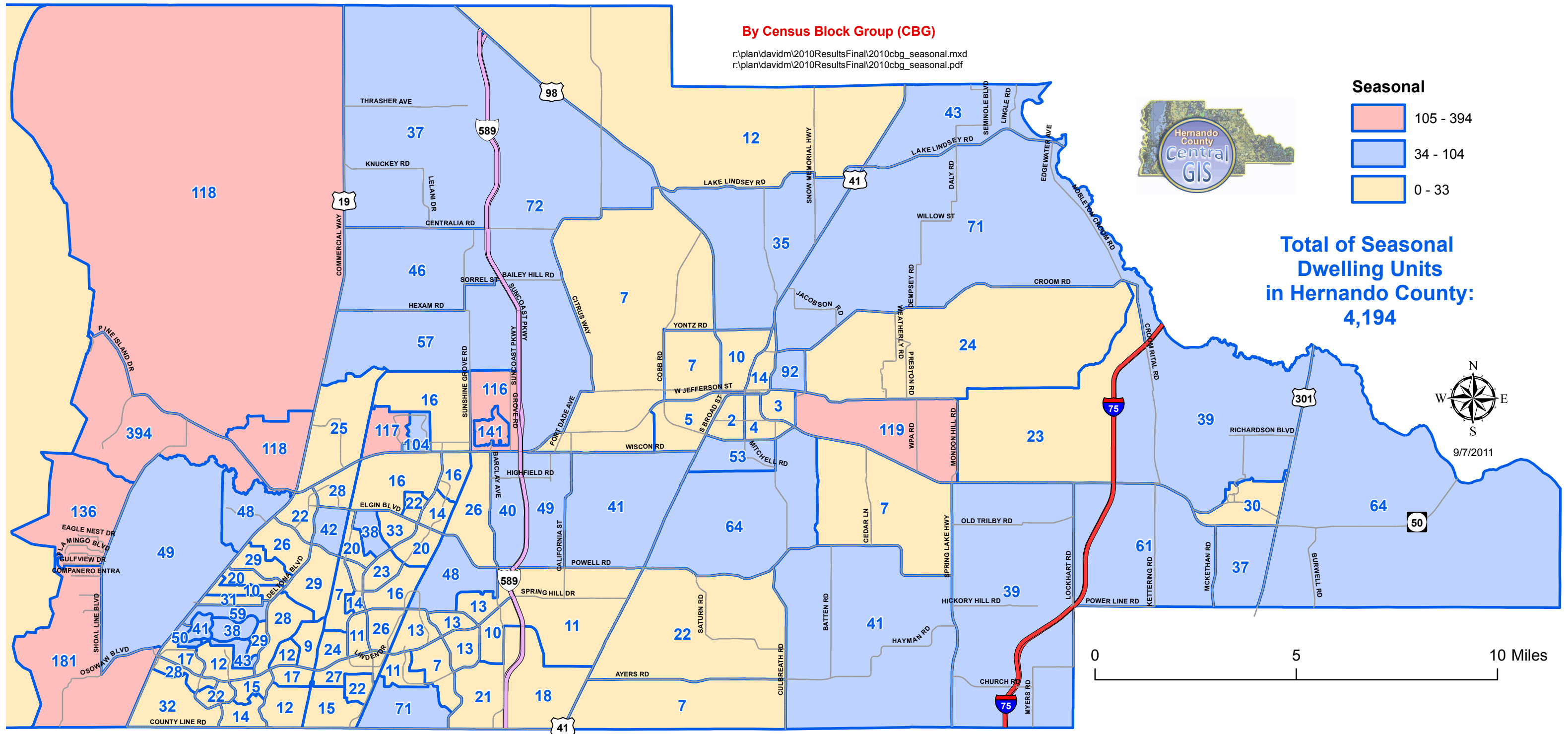
2010 Census: "Other Vacant" Dwelling Units* (DU) of Hernando County, Florida



Source: US Census Bureau - 2010 Census Summary File 1 <http://factfinder2.census.gov/main.html>

* Truly vacant units ---not seasonal, for rent, or for sale

2010 Census: Seasonal Dwelling Units* (DU) of Hernando County, Florida



Source: US Census Bureau - 2010 Census Summary File 1 <http://factfinder2.census.gov/main.html>

* Usual home elsewhere - for seasonal, recreational, or occasional use

TABLE 1.71B DWELLING UNITS (DU) FOR SALE IN HERNANDO COUNTY, FL
BY 2010 CENSUS TRACT (CT) & CENSUS BLOCK GROUP (CBG) - SEE MAP

APRIL 1, 2010: COUNTYWIDE TOTAL =

2,383

CT	CBG	4/1/2010	CT	CBG	4/1/2010	CT	CBG	4/1/2010
401.01	1	29	408.02	1	74	411.05	1	7
	2	35		2	38		2	5
	3	12	408.02 ALL		112		3	15
401.01 ALL		76				411.05 ALL		27
			409.01	1	27			
401.02	1	15		2	13	411.06	1	12
	2	16		3	14		2	27
401.02 ALL		31	409.01 ALL		54	411.06 ALL		39
402.01	1	17	409.05	1	35	412.01	1	12
	2	10		2	11		2	20
402.01 ALL		27		3	11		3	23
			409.05 ALL		57	412.01 ALL		55
402.02	1	22						
	2	15	409.06	1	19	412.03	1	22
	3	18		2	10		2	24
402.02 ALL		55		3	45	412.03 ALL		46
			409.06 ALL		74			
403.01	1	14				412.04	1	23
403.01 ALL		14	409.07	1	18		2	5
				2	13		3	17
403.02	1	38	409.07 ALL		31	412.04 ALL		45
	2	13						
	3	7	409.08	1	59	413.02	1	15
403.02 ALL		58		2	11		2	15
			409.08 ALL		70	413.02 ALL		30
403.03	1	16						
	2	43	409.09	1	55	413.03	1	18
403.03 ALL		59		2	15		2	9
			409.09 ALL		70		3	8
404	1	8				413.03 ALL		35
	2	39	409.10	1	55			
	3	1		2	46	413.04	1	38
	4	13	409.10 ALL		101	413.04 ALL		38
404 ALL		61						
			409.11	1	20	413.05	1	13
405.01	1	19		2	30		2	20
	2	8	409.11 ALL		50	413.05 ALL		33
	3	7						
405.01 ALL		34	410.03	1	11	414.01	1	15
				2	11		2	17
405.02	1	16	410.03 ALL		22		3	39
	2	18				414.01 ALL		71
405.02 ALL		34	410.04	1	16			
				2	22	414.02	1	11
406.01	1	1		3	23		2	23
	2	20	410.04 ALL		61		3	11
406.01 ALL		21					4	9
			410.05	1	14	414.02 ALL		54
406.02	1	28		2	10			
	2	17	410.05 ALL		24	415.01	1	37
406.02 ALL		45					2	33
			410.06	1	22	415.01 ALL		70
407.01	1	80		2	17			
	2	87	410.06 ALL		57	415.02	1	44
407.01 ALL		167					2	14
			411.03	1	10	415.02 ALL		58
407.02	1	22		2	34			
	2	30	411.03 ALL		44	416	1	37
407.02 ALL		52					2	40
			411.04	1	18		3	43
408.01	1	12		2	19	416 ALL		120
	2	24	411.04 ALL		37			
	3	28				TOTALS		2,383
408.01 ALL		64						

Source: US Census Bureau; Hernando County Building Division;

r:\plan\dauidm\excel\stat1112\stat171b.xls

9/8/2011

TABLE 1.71C "OTHER VACANT" DWELLING UNITS (DU) IN HERNANDO COUNTY, FL
BY 2010 CENSUS TRACT (CT) & CENSUS BLOCK GROUP (CBG) - SEE MAP

APRIL 1, 2010: COUNTYWIDE TOTAL =

3,619

CT	CBG	4/1/2010	CT	CBG	4/1/2010	CT	CBG	4/1/2010
401.01	1	53	408.02	1	81	411.05	1	10
	2	37		2	25		2	11
	3	34	408.02 ALL		106		3	32
401.01 ALL		124				411.05 ALL		53
			409.01	1	62			
401.02	1	49		2	14	411.06	1	34
	2	18		3	21		2	57
401.02 ALL		67	409.01 ALL		97	411.06 ALL		91
402.01	1	46	409.05	1	29	412.01	1	35
	2	53		2	26		2	14
402.01 ALL		99		3	13		3	24
			409.05 ALL		68	412.01 ALL		73
402.02	1	47						
	2	22	409.06	1	24	412.03	1	29
	3	51		2	13		2	48
402.02 ALL		120		3	33	412.03 ALL		77
			409.06 ALL		70			
403.01	1	50				412.04	1	30
403.01 ALL		50	409.07	1	32		2	31
				2	21		3	18
403.02	1	41	409.07 ALL		53	412.04 ALL		79
	2	32						
	3	17	409.08	1	87	413.02	1	42
403.02 ALL		90		2	30		2	19
			409.08 ALL		117	413.02 ALL		61
403.03	1	44						
	2	21	409.09	1	64	413.03	1	17
403.03 ALL		65		2	23		2	16
			409.09 ALL		87		3	9
404	1	17				413.03 ALL		42
	2	16	409.10	1	27			
	3	19		2	23	413.04	1	24
	4	27	409.10 ALL		50	413.04 ALL		24
404 ALL		79						
			409.11	1	16	413.05	1	18
405.01	1	15		2	37		2	13
	2	39	409.11 ALL		53	413.05 ALL		31
	3	19						
405.01 ALL		73	410.03	1	23	414.01	1	41
				2	30		2	58
405.02	1	56	410.03 ALL		53		3	41
	2	26				414.01 ALL		140
405.02 ALL		82	410.04	1	32			
				2	45	414.02	1	30
406.01	1	20		3	25		2	38
	2	66	410.04 ALL		102		3	18
406.01 ALL		86					4	31
			410.05	1	31	414.02 ALL		117
406.02	1	37		2	24			
	2	36	410.05 ALL		55	415.01	1	23
406.02 ALL		73					2	25
			410.06	1	45	415.01 ALL		48
407.01	1	99		2	37			
	2	83		3	54	415.02	1	22
407.01 ALL		182	410.06 ALL		136		2	42
						415.02 ALL		64
407.02	1	59	411.03	1	40			
	2	50		2	56	416	1	51
407.02 ALL		109	411.03 ALL		96		2	42
							3	32
408.01	1	33	411.04	1	24	416 ALL		125
	2	32		2	34			
	3	29	411.04 ALL		58			
408.01 ALL		94				TOTALS		3,619

Source: US Census Bureau; Hernando County Building Division;

r:\plan\dauidm\excel\stat1112\stat171c.xls

9/8/2011

TABLE 1.71A SEASONAL DWELLING UNITS (DU) IN HERNANDO COUNTY, FL
BY 2010 CENSUS TRACT (CT) & CENSUS BLOCK GROUP (CBG) - SEE MAP

APRIL 1, 2010: COUNTYWIDE TOTAL =

4,194

CT	CBG	4/1/2010	CT	CBG	4/1/2010	CT	CBG	4/1/2010
401.01	1	39	408.02	1	116	411.05	1	14
	2	30		2	141		2	7
	3	64	408.02 ALL		257		3	24
401.01 ALL		133				411.05 ALL		45
			409.01	1	27			
401.02	1	61		2	15	411.06	1	11
	2	37		3	22		2	26
401.02 ALL		98	409.01 ALL		64	411.06 ALL		37
402.01	1	71	409.05	1	71	412.01	1	22
	2	43		2	7		2	42
402.01 ALL		114		3	11		3	28
			409.05 ALL		89	412.01 ALL		92
402.02	1	24						
	2	119	409.06	1	13	412.03	1	29
	3	23		2	10		2	26
402.02 ALL		166		3	21	412.03 ALL		55
			409.06 ALL		44			
403.01	1	39				412.04	1	20
403.01 ALL		39	409.07	1	13		2	31
				2	13		3	10
403.02	1	22	409.07 ALL		26	412.04 ALL		61
	2	41						
	3	7	409.08	1	48	413.02	1	17
403.02 ALL		70		2	13		2	12
			409.08 ALL		61	413.02 ALL		29
403.03	1	7						
	2	64	409.09	1	26	413.03	1	41
403.03 ALL		71		2	40		2	38
			409.09 ALL		66		3	29
404	1	14				413.03 ALL		108
	2	92	409.10	1	49			
	3	3		2	41	413.04	1	59
	4	4	409.10 ALL		90	413.04 ALL		59
404 ALL		113						
			409.11	1	11	413.05	1	43
405.01	1	53		2	18		2	50
	2	2	409.11 ALL		29	413.05 ALL		93
	3	5						
405.01 ALL		60	410.03	1	22	414.01	1	28
				2	16		2	22
405.02	1	7	410.03 ALL		38		3	32
	2	10				414.01 ALL		82
405.02 ALL		17	410.04	1	33			
				2	38	414.02	1	15
406.01	1	12		3	20		2	14
	2	35	410.04 ALL		91		3	12
406.01 ALL		47					4	17
			410.05	1	14	414.02 ALL		58
406.02	1	7		2	16			
	2	72	410.05 ALL		30	415.01	1	181
406.02 ALL		79					2	136
			410.06	1	16	415.01 ALL		317
407.01	1	37		2	23			
	2	46		3	20	415.02	1	49
407.01 ALL		83	410.06 ALL		59		2	48
						415.02 ALL		97
407.02	1	57	411.03	1	28			
	2	25		2	29	416	1	394
407.02 ALL		82	411.03 ALL		57		2	118
							3	118
408.01	1	16	411.04	1	12	416 ALL		630
	2	117		2	9			
	3	104	411.04 ALL		21			
408.01 ALL		237				TOTALS		4,194

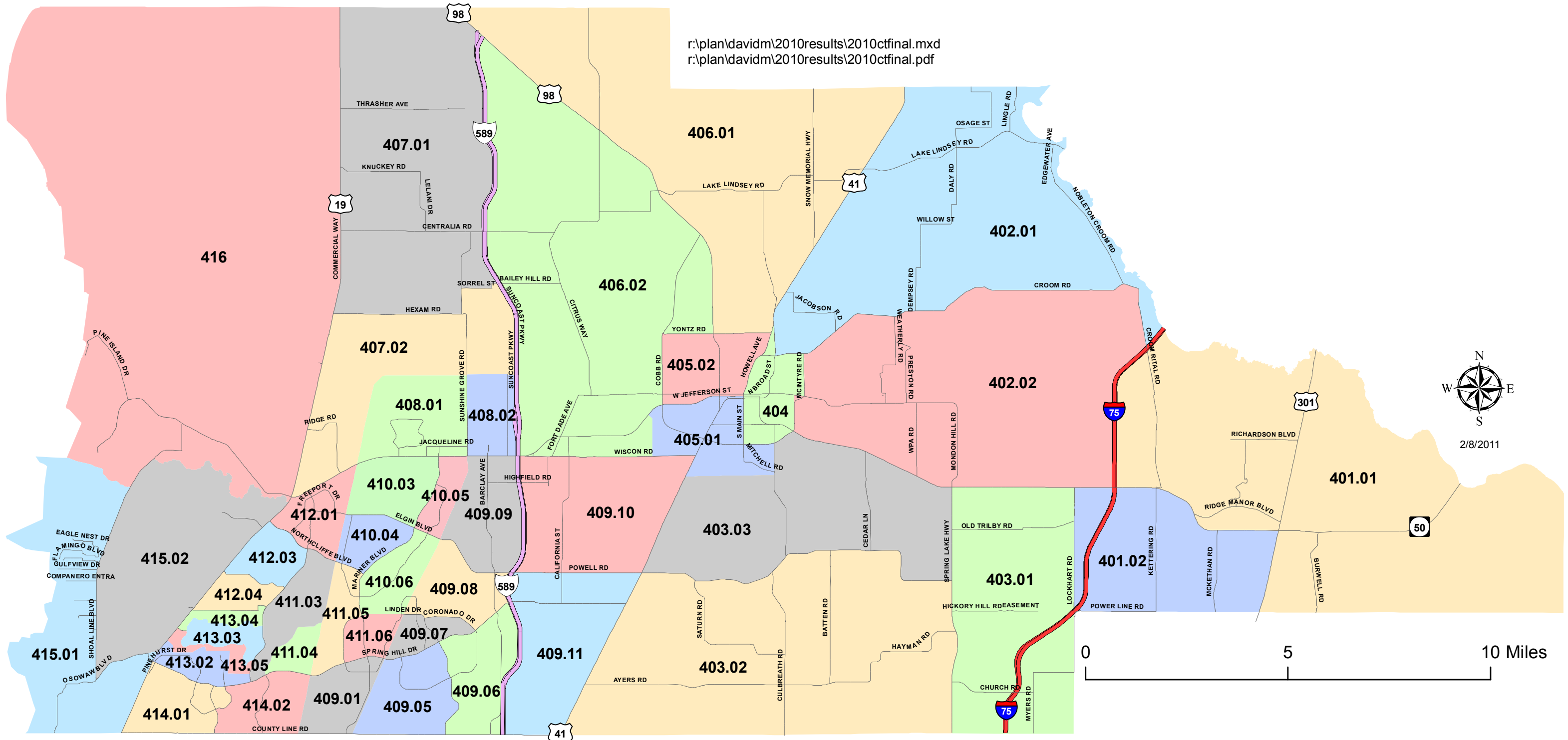
Source: US Census Bureau; Hernando County Building Division;

r:\plan\dauidm\excel\stat1112\stat171a.xls

9/7/2011

2010 Census Tracts (44) - Hernando County, Florida

r:\plan\dauidm\2010results\2010ctfinal.mxd
r:\plan\dauidm\2010results\2010ctfinal.pdf



Source: US Census Bureau <http://www.census.gov/geo/www/tiger/tgrshp2010/tgrshp2010.html>